

# Data Sheet

**SPSM-CF0705** 100mm (4") 100V 5W Surface Mount Speaker White AS ISO7240.24:2018

## Description

A surface mount fire speaker featuring flame retardant housing material and PA driver to suit the new approval requirements. One-Shot design simply snap-fits in seconds to the surface mounting ring, reducing installation time considerably.

**NOTE: This model requires no external equalisation to meet the AS IS7240.24 standard.**

## Test Method

This specification data was measured in an anechoic chamber with the microphone 4m from the speaker under test, according to the AS ISO7240.24. Specifications at 1m were calculated from the measurements at 4m in accordance with AS ISO7240.24.

**Reference axis:** Axis is on the centre of the grille surface and perpendicular to the grille surface.

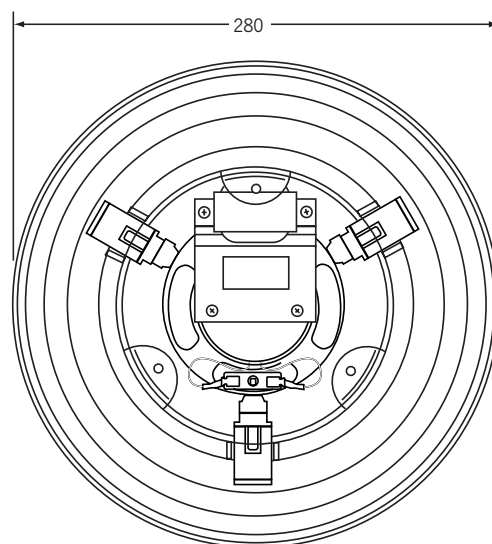
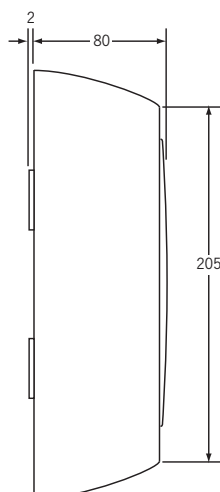
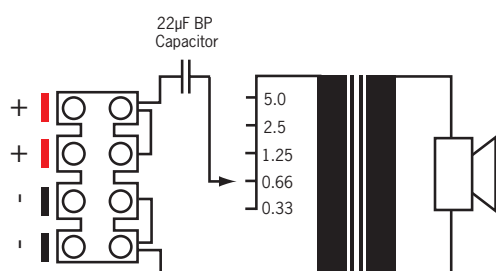
**Reference plane:** Plane is on the grille surface and perpendicular to the reference axis.

**Horizontal plane:** Plane containing the reference axis and perpendicular to the reference plane.

## Specifications

Rated Noise Power	5 Watts (100V line)
Power Taps & Impedance (100V line)	0.33W (30kΩ), 0.66W (15kΩ), 1.25W (8kΩ), 2.5W (4kΩ), 5W (2kΩ)
Sensitivity	91dB (1W @ 1m), 79dB (1W @ 4m)
Maximum Sound Pressure Level	97dB (5W @ 1m), 85dB (5W @ 4m)
Frequency Response	100Hz - 15kHz
External EQ:	Not Required (meets AS ISO7240.24 without EQ)
Coverage Angle (-6dB)	500Hz: >180°, 1000Hz: 155°, 2000Hz: 120°, 4000Hz: 80°
Environmental Type	A (for indoor applications as per standard)
Speaker Component	100mm (4") paper cone speaker
Mounting Method	Surface Attachment
Line Monitoring	Yes, 22µF bipolar capacitor
Applicable Cable	2.5mm <sup>2</sup> (14AWG) max conductor area
Connection	4 way screw terminal
Finish	White (CF0705) flame retardant ABS grille and housing or black (CF0706) grille and housing (Taitalac 8540T) Clear Flame retardant ABS spring clips (Makrolon 6557)
IP Rating	IP 21C
Dimensions	280Ø x 80mm
Weight	0.9kg

## Circuit Diagram & Dimensions (mm)



Note: The internal mounting feet leave a small gap between the housing and the ceiling surface. This is intentional to allow the speaker performance to meet the required standard without active equalisation.